

best in test.

For adding something on top in Serbia and reaching an overall score of 911 dots in mobile network benchmarking survey we proudly award this certificate to

Yettel Serbia

Score 911 out of 1000 in Total

Reliability Score 566 out of 600 in Total


Maziar Kianzad

Maziar Kianzad
Global Network Benchmarking Lead







Report facts

 **161.6 million**
Samples

 **24 weeks,**
W39 2025
to W10 2026
Data collection
time period

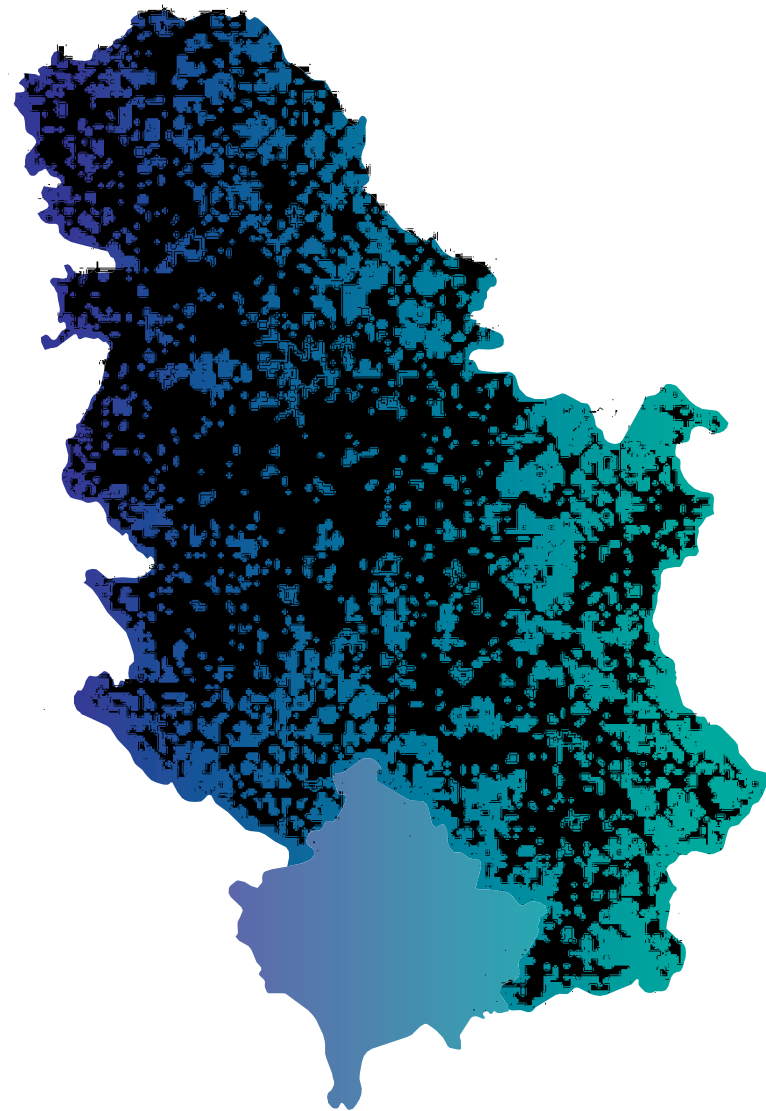
 **32 thousand overall**
providing samples
Users

 **98.6%**
of the 'Built-up area'
covered
99.2%
of the 'Population area'
covered





Testing area



99.2%
of the 'Population area'
covered




98.6%
of the 'Built-up area'
covered




56,350 km²
Size of tested area




Claims




Best in test
Operator




Best in Reliability
Yettel Serbia




Best rated broad-band coverage
Yettel Serbia




Best rated upload speed active
Yettel Serbia



Best rated user download speed
Yettel Serbia



Best in voice
Yettel Serbia



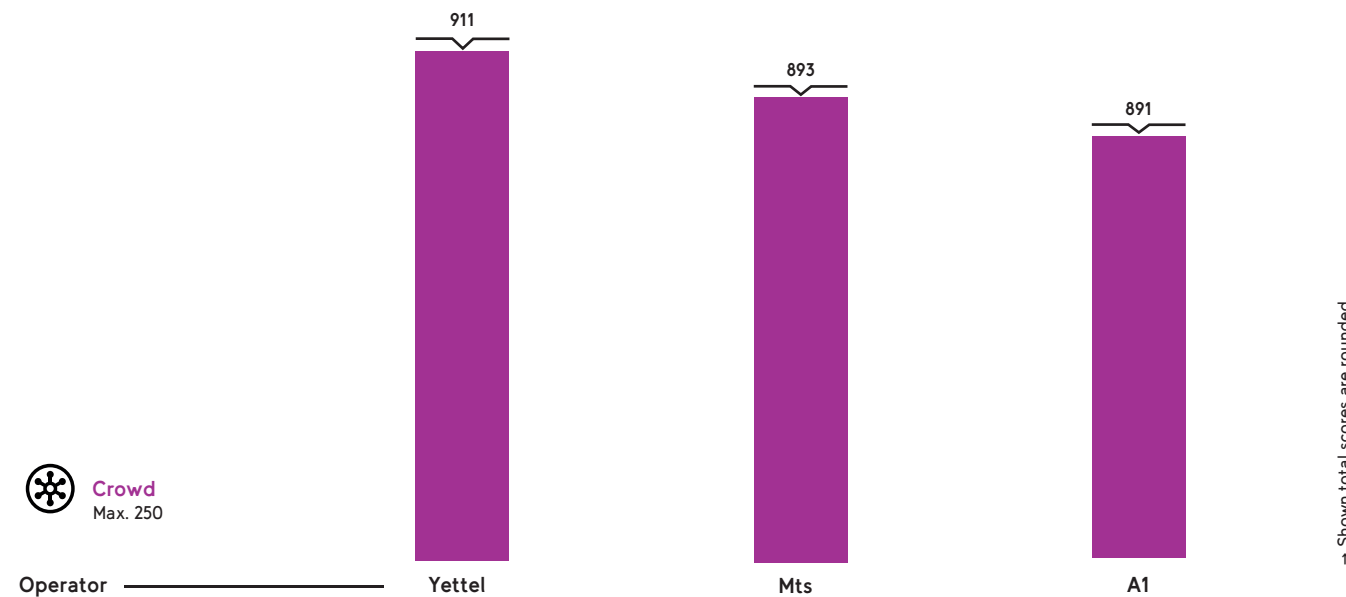
Best rated latency
Yettel Serbia



Score and breakdown

Yettel achieved the highest overall score among competitors with 911 dots out of 1000.

Total Score
1000 Dots



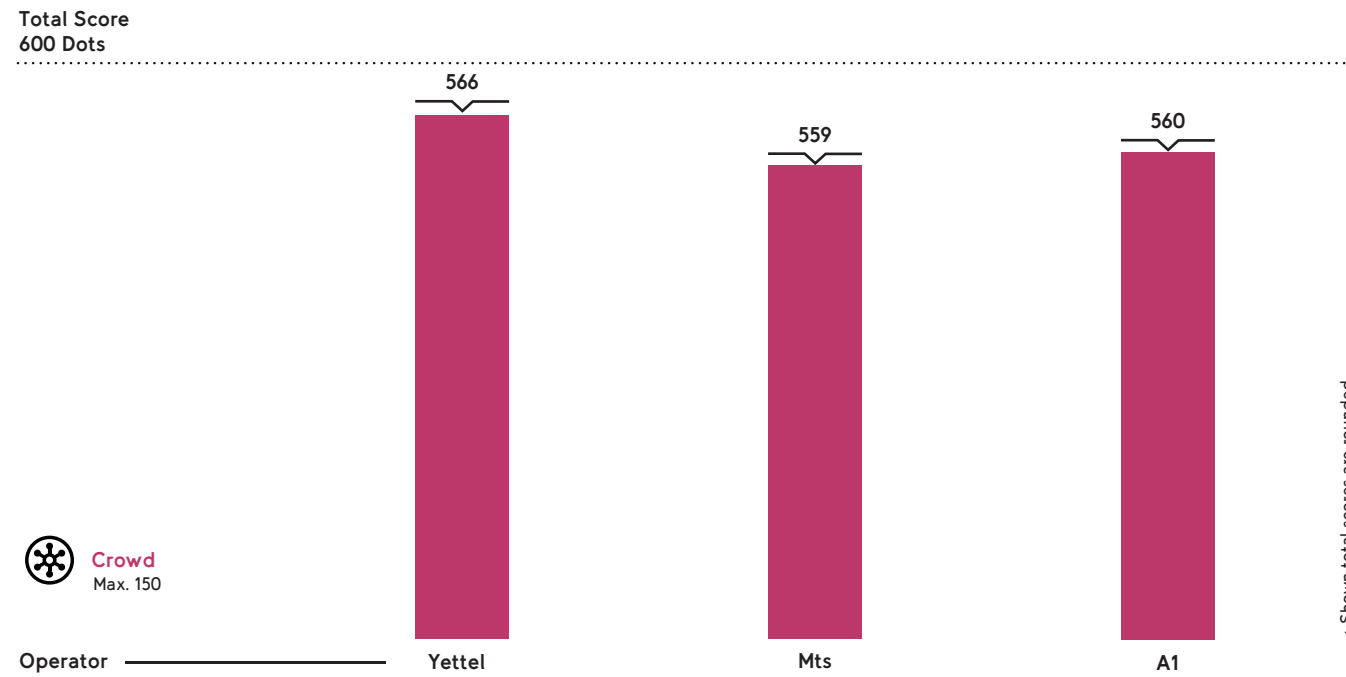
Total Scores

Crowd		Yettel	Mts	A1
Broadband Coverage	400	88.2%	87.9%	87.2%
Download Speed	150	93.5%	92.5%	93.3%
Upload Speed	150	89.4%	87.0%	85.9%
Latency	200	93.9%	87.9%	88.4%
Voice	40	96.8%	96.0%	96.6%
Stability	60	95.7%	96.1%	96.5%
Total	1000	911	893	891

Shown scores are rounded.



Reliability



→ Shown total scores are rounded.

Total Scores

	Service group	Max.	Yettel	Mts	A1
Reliability	Crowd	600	94%	93%	93%

Score achievement in school grades:
 outstanding (95%), very good (85% and <95%), good (75% and 85%), satisfactory (65% and <75%), sufficient (55% and <65%).



Crowd KPI overview

Achieved values of all networks under test in each of the relevant Crowd Key Performance Indicators (KPIs) for the categories "Broadband Coverage", "Download Speed", "Upload Speed", "Latency", "Voice Crowd" and "Stability".

Category	KPI name	Unit	Yettel	Mts	A1
Broadband Coverage	Coverage Reach	[%]	87.7 %	88.5 %	87.0 %
	Time on broadband	[%]	98.4 %	97.6 %	98.0 %
Download Speed (Service Category)	Basic internet class	[%]	98.6 %	98.5 %	98.0 %
	HD video class	[%]	93.8 %	93.1 %	93.4 %
	UHD video class	[%]	72.7 %	70.8 %	73.6 %
Upload Speed (Service Category)	Basic internet class	[%]	94.3 %	93.3 %	93.3 %
	HD video class	[%]	84.2 %	82.1 %	80.5 %
Download Speed (Data Rates)	P10 data rate	[Mbit/s]	8.9	7.3	8.2
	P90 data rate	[Mbit/s]	192.8	149.6	262.2
	AVG data rate	[Mbit/s]	80.9	66.9	96.5
Upload Speed (Data Rates)	P10 data rate	[Mbit/s]	3.9	3.2	3.1
	P90 data rate	[Mbit/s]	54.4	51.1	49.4
	AVG data rate	[Mbit/s]	25.6	23.7	22.9
Latency	OTT voice class	[%]	98.4 %	98.2 %	98.0 %
	Gaming class	[%]	95.3 %	91.7 %	91.6 %
	Egoshooter class	[%]	46.8 %	1.7 %	3.5 %
Voice	HD voice	[%]	97.8 %	97.2 %	97.6 %
Stability	Transaction Success	[%]	95.7 %	96.1 %	96.5 %



umlaut
 umlaut communications GmbH
 Am Kraftversorgungsturm 3 · 52070 Aachen · Germany

www.umlaut.com/benchmarking