

Virtual Skill-Up

Experience & Scenario Guide

This guide covers **what** our Experiences and Scenarios are about, **why** you should try them and **how** to make the most out of them.

Here at **Virtual Skill-Up**, we believe in the *Power of Three*. You might've already noticed that the *Power of Three* is all around us - whether it's ABC, 123 or the Beginning, Middle & End.

Presentations, pitches and stories are told best when they're in three parts. It's no coincidence that we have therefore structured **Virtual Skill-Up** into three key experiences:



In this Guide, we'll take you through each of these Experiences one by one so that you have a better understanding of what to expect before you practice.

Before we do, you might be wondering what an **Experience** is and what **Scenarios** are.

Experiences: These are the three key Communication areas that this app focuses on.

Scenarios: These are the *types* of Experiences that you can practice. They can vary in terms of skill and/or setting. For example, within the Pitching Experience, there are two Scenarios for you to try, Elevator Pitch and Entrepreneurship Pitch.

Interview *Experience*



What is this Experience about?

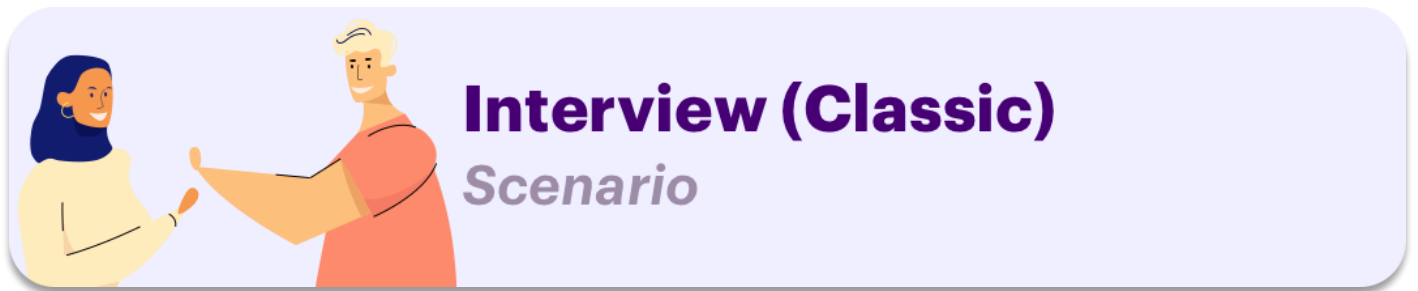
This Experience allows you to practice one of the most important parts of the job hiring process – the interview. Your interviewer will ask you some interview questions in our virtual interview scenarios. The more you practice, the more prepared you'll be!

Why should I try out this Experience?

Most employers will interview people before they hire them. This Experience will help you practice answering questions about yourself and your past experiences, so you're better prepared for the real thing.

How do I get the most out of this Experience?

You'll have one opportunity to impress your interviewer, so you'll want to make it count. For this reason, most people find that interviews aren't easy, and you may get nervous beforehand. You should prepare, remain positive and build your confidence by practicing as much as you like in our virtual interview scenarios.



What is this Scenario about?

Interview (Classic) allows you to practice your interview skills by answering key questions about yourself, your motivations and your past experiences in our virtual meeting room.

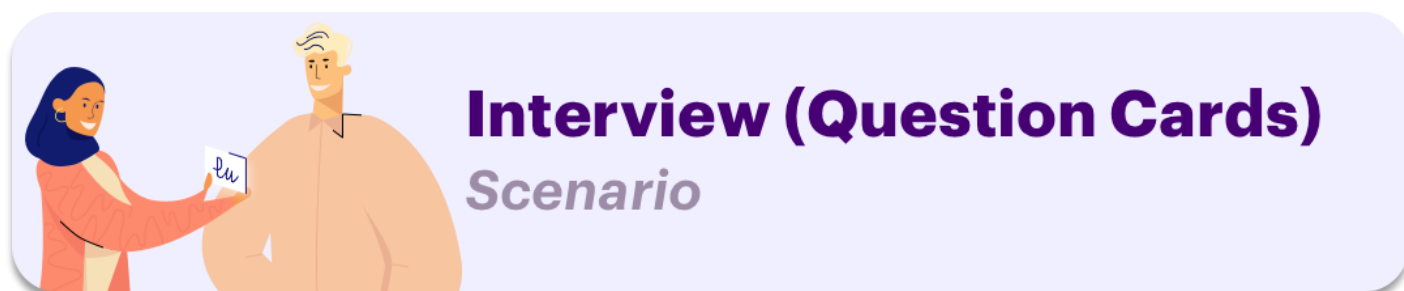
Why should I try this Scenario?

The questions in this Scenario are key questions asked by most employers. By practicing these key

questions, you will be more prepared for early stage job interviews.

How do I make the most out of this Scenario?

You'll want to give yourself some time to think through your answer, rather than jumping straight in. By collecting your thoughts, you'll be likely to use less fillers and sound more certain in your responses.



What is this Scenario about?

Once you're comfortable with the *Interview (Classic)* Scenario, you should try challenging yourself using a wider variety of questions in this *Interview (Question Cards)* Scenario.

Why should I try this Scenario?

Interviewers often ask a wide variety of questions, including motivational questions (e.g. What attracts you to this role?), strength-based questions (e.g. How would your close friends describe you?) and competency questions (e.g. Tell me about a time when you...).

In this Scenario, you'll be asked a random selection of these questions. You'll be given some time to read and think through your answer.

How do I make the most out of this Scenario?

It's worth practicing this Scenario multiple times because each time you can attempt different questions.

Top tip: You can select the "Swap Question" button to answer a different question if you get the same question twice. You can practice as many times as you like until you feel ready enough for the real thing.

Public Speaking *Experience*



What is this Experience about?

This Experience allows you to practice speaking in front of a realistic virtual audience either in an auditorium or a classroom setting. It should help to build your skills and confidence when presenting in front of large audiences.

Why should I try out this Experience?

According to many studies around the world, the most common fear is speaking in front of a large audience. By practicing in front of an audience, you can build your confidence and improve your public speaking skills in a fail-safe environment.

How do I get the most out of this Experience?

You'll want to prepare your speech before you attempt this Experience. On your first few attempts, turning on Live Feedback during your speech is recommended as it will allow you to see the pace you're speaking at, how many fillers you're using and whether you're making enough eye contact.



Public Speaking (Auditorium) Scenario

What is this Scenario about?

Public Speaking (Auditorium) allows you to practice giving a speech in front of a large audience where you might not know everyone.

Why should I try this Scenario?

Whether you're trying to persuade, inform or entertain people, being able to speak in front of a large audience is one of the most important

communication skills. Yet, lots of people get nervous beforehand. By attempting this Scenario, you'll build your confidence - the more you practice, the more comfortable you'll feel when standing on the stage.

How do I make the most out of this Scenario?

You'll want to note down the best and the worst parts of the Scenario after you've finished. Set yourself some goals and make sure that you continue practicing. If it didn't go as well as you'd hoped – fear not! This is a fail-safe environment where you can continue to practice until you're ready to take on the stage in real life!



What is this Scenario about?

Public Speaking (Classroom) allows you to practice presenting informatively in front of a

medium-sized audience in an educational setting.

Why should I try this Scenario?


Whether you're in the classroom or in the workplace, you'll often be expected to present on a variety of topics – yourself, a recent project or a subject you're studying. This Scenario will allow you to practice engaging a medium-sized audience which is usually the most common audience size for Public Speaking.

How do I make the most out of this Scenario?

You'll want to make sure that you're familiar with the topic of your speech beforehand. By knowing the content you'll feel more relaxed. Whilst presenting, make sure you check the timer throughout. Time management is important as most speeches will be time limited. You should avoid going over your time limit to respect the audience.

Pitching

Experience



What is this Experience about?

This Experience allows you to practice pitching ideas either as part of your everyday personal or professional life (*Elevator Pitch*) or to gain support for a business idea (*Entrepreneurship Pitch*).

Why should I try out this Experience?

This Experience helps you improve your ability to present yourself and your ideas in various time-limited situations where you are looking to get a specific response from your audience.

How do I get the most out of this Experience?

Since time is limited, you should prepare your pitch before you attempt this Experience. Try

practicing using as few words as possible – you’ll want to keep your pitch short and straight to the point.



What is this Scenario about?

In *Elevator Pitch* you’ll practice presenting yourself and your ideas to a work colleague. They won’t have much time to spare so you’ll need to be quick and deliver your ideas in a clear way.

Why should I try this Scenario?

Elevator Pitch will help you to practice different ways of presenting your ideas using as few words as possible, so that your audience understands your idea and the value of it.

Being able to give an effective elevator pitch is a key skill which can be useful in many situations including networking and interviews.

How do I make the most out of this Scenario?

As well as practicing different ways of pitching the same idea, you should also try giving different pitches entirely. You might decide to practice giving an elevator pitch to promote yourself and your skills, or you might want to sell an idea that you have about an event.

This Scenario will help you to practice until you feel confident enough to pitch in real life.



What is this Scenario about?

Entrepreneurship Pitch is about presenting your business ideas to investors to win their support.

The investors will ask questions that will help them understand your business ideas in more detail.

Why should I try this Scenario?

You'll practice answering key questions that you're likely to be asked in a real business pitch situation. You'll also learn how to manage your time and respond to sudden changes in a topic by investors.

How do I make the most out of this Scenario?

You should make sure that you're familiar with the content of your pitch so that you're ready to answer the investors' questions.

Although you will not be judged on the content of your answers, you can use this Scenario to rehearse different ways of answering the same question to get the outcome you want.